

Cobra Venom

RULES: USPSA Competition Rules

COURSE DESIGNER: Jodi Humann, L3876

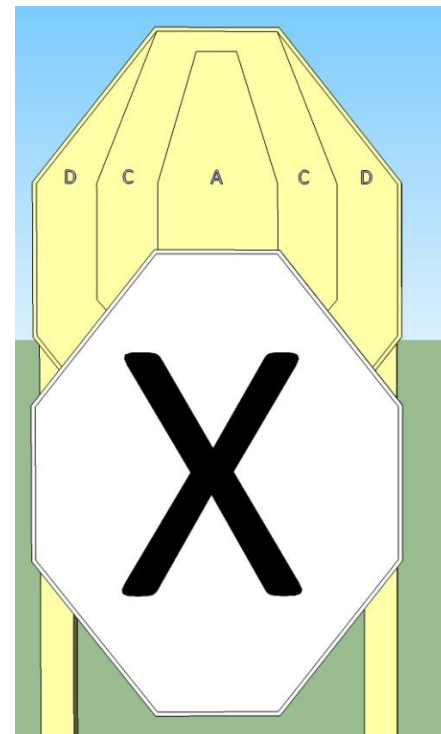
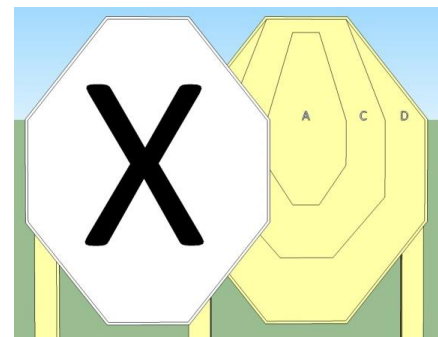
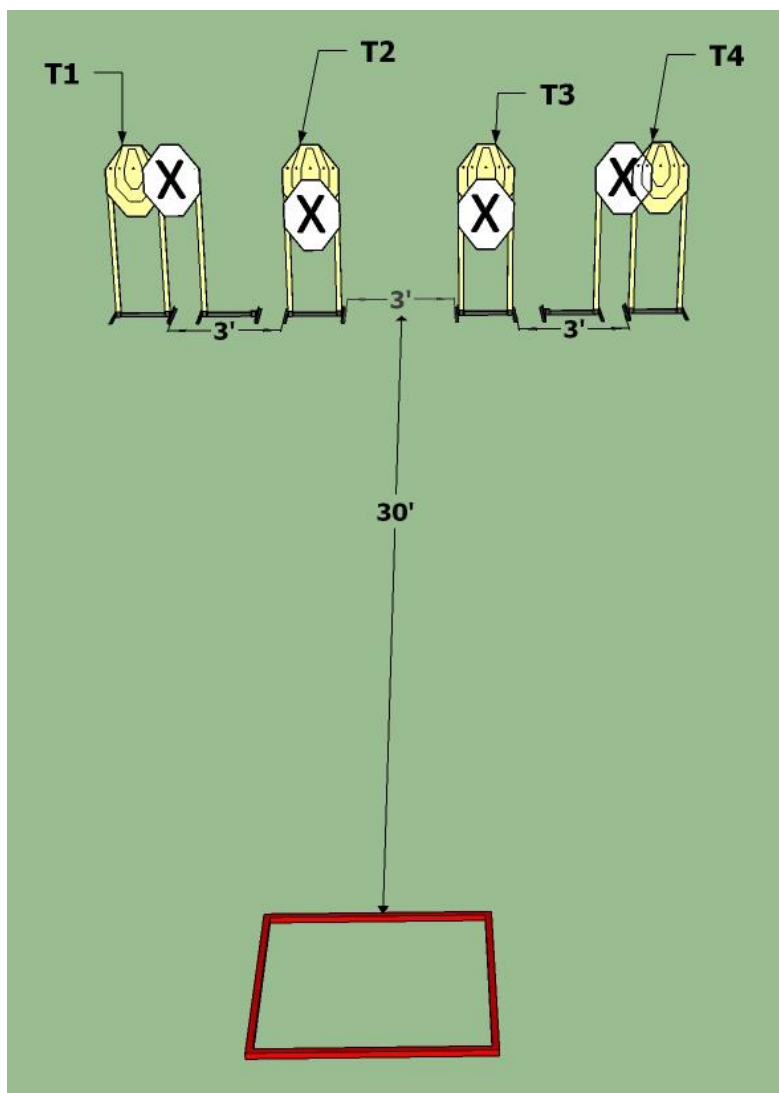
START POSITION: Handgun: Standing inside the shooting area, wrists above respective shoulders. Handgun is loaded and holstered. PCC: Standing inside shooting area, holding loaded PCC with stock on belt and safety on, muzzle pointed downrange.

STAGE PROCEDURE

Upon start signal engage targets T1-T4 with 2 rounds each, perform a mandatory reload, and engage T1-T4 with 2 rounds each from within the fault lines.

SCORING

SCORING: Virginia Count, 16 rds, 80 pts
TARGETS: 4 IPSC
SCORED HITS: Best 4 per paper
START-STOP: Audible - Last shot
PENALTIES: Per current edition of USPSA Competition Rules



SETUP NOTES: Shoot targets are 3 ft apart, 30 ft from shooting area (3 ft x 3 ft). Top of targets at 5 feet. Align no shoot edge perf with A-zone perf for T1 and T4 (see inset for T4 example). For T2-3, the top no-shoot perf intersects A-zone perf at corners at lower third of A-zone (see inset picture).

Written Stage Briefing – Cobra Venom

Cobra Venom is a 16 round, 80-point, Virginia Count, Speed Shoot. There are 4 IPSC targets. The best 4 hits per cardboard target will score.

The handgun start position is standing inside the shooting area with wrists above respective shoulders. Handgun is loaded and holstered.

The PCC start position is standing inside shooting area, holding loaded PCC with safety on, stock on belt, and muzzle pointing downrange.

On the audible start signal, engage T1-T4 with only 2 rounds each, perform a mandatory reload, and engage T1-T4 with only 2 rounds each from within the shooting area.